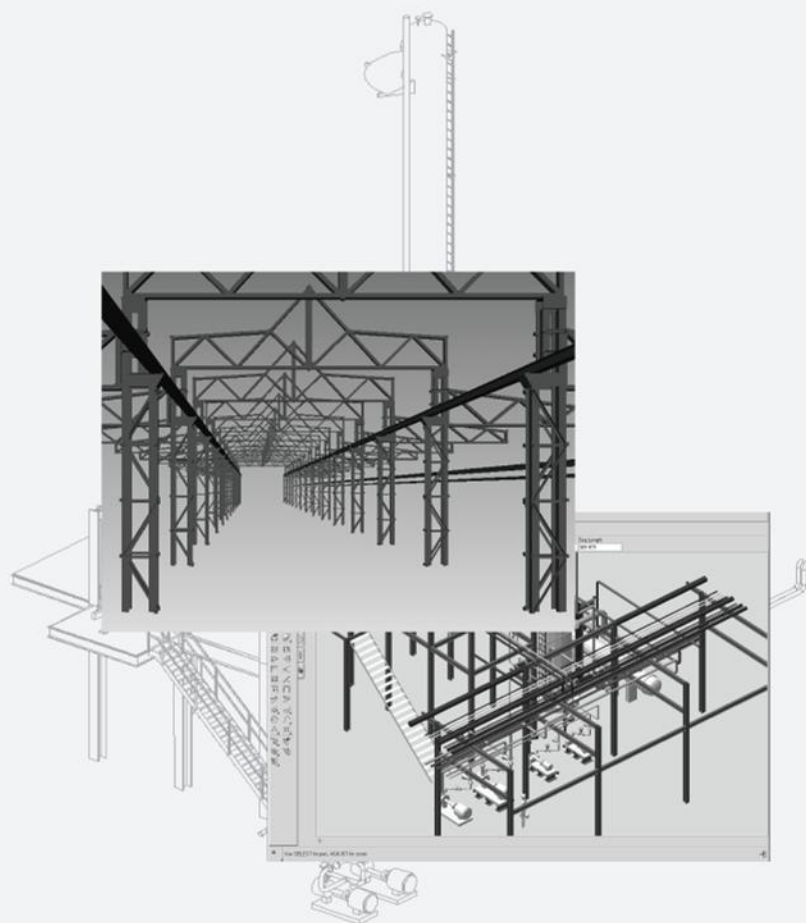


MPDS₄

STEEL DESIGN

Industrial Steel Solution



ADD-ON



MPDS4 STEEL DESIGN™

The Professional Industrial Steel Solution

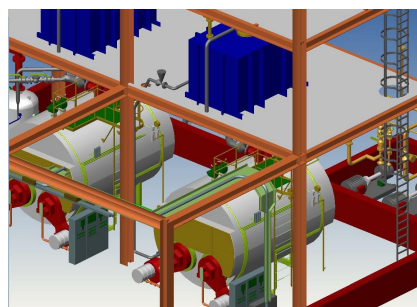
MPDS4 STEEL DESIGN is an add-on module providing a complete professional industrial steel design solution with a very rich feature set. The module offers extensive functionality for creating, editing and detailing steel structures, including steel frames for buildings and equipment supports.

Creating and Editing Steel Structures

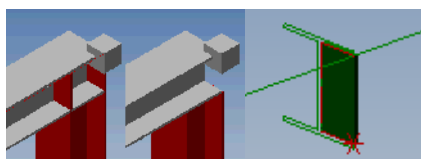
MPDS4 STEEL DESIGN offers powerful tools for loading, positioning, replacing and dynamically editing steel components. Each design is based on freely definable nodes - intelligent connections between member ends that serve to precisely link together different steel sections. By selecting the nodes and matching steel profile, users can automatically load one or more steel members of the right length.

Comprehensive Steel Profiles

MPDS4 STEEL DESIGN includes catalogs of steel sections for many worldwide steel standards, including round and rectangular hollow sections, taper flanged beams, universal beams, universal columns, and C-channel profiles, to name but a few.



MPDS4 STEEL DESIGN allows you to quickly design steel frames for buildings and equipment supports. Changes are easy with dynamic drag & drop route editing.




Users can easily cut steel members at intersecting nodes and add stiffeners

Cutting and Detailing

MPDS4 STEEL DESIGN allows users to interference check members at nodes and provides facilities to offset or cut member ends. Users can choose from a series of different cuts to detail steel members at transition points. Users can also add freely definable stiffeners, such as plates of varying thicknesses, to steel members.

Steel Plates

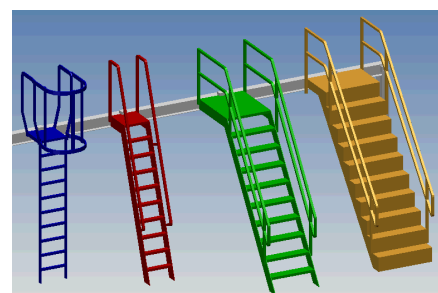
MPDS4 STEEL DESIGN makes it easy to add freely definable steel plates to your steel structures. Users can choose pre-defined plate profiles of different thicknesses from the catalog provided, define the required size, and place them in the desired location. Holes for pipes or ladders can then be added easily.



Freely definable plates and holes can be added to steel structures

Stairs and Ladders

Your steel designs can be augmented by a variety of stairs and ladders available from the standard catalog, with easily adjustable size and angle. The MPDS4 consistency checking tool then ensures that any stairs and ladders that have been added comply with maximum and minimum angles, step height, step size etc.



Easily create stairs and ladders

Handrails

MPDS4 STEEL DESIGN also includes a tool for quickly creating steel handrails. The catalog supplied with the software includes a wide variety of commonly used handrails.

Hard and Soft Interference Checking

Interference checking functionality provides users with a quick overview of overlapping components. Hard interference checking flags up overlaps between selected areas and components, while soft interference checking flags up insufficient space between individual components.

Automatic Parts List Creation and ERP System Integration

Automatically created parts lists can be exported (to CSV, for example) to gain a quick overview of an entire project. The software can be integrated with your ERP system, allowing additional information, such as component cost or weight, to be displayed, and linking plant design with other corporate processes, such as project costing and procurement.

Software Requirements

- MEDUSA4 ADVANCED
- MPDS4 ASSEMBLY MANAGER
- MPDS4 PIPING DESIGN



CAD Schroer GmbH (HQ Germany)
Fritz-Peters-Str. 26-30
47447 Moers
Tel. +49 (0)2841 9184-0
www.cad-schroer.de

CAD Schroer UK Ltd
Godwin House, Castle Park
Cambridge CB3 0RA
Tel. +44 (0)12234 460 408
www.cad-schroer.co.uk

CAD Schroer US, Inc.
34 Rand Place,
Pittsford, NY 14534
Tel. +1 866-SCHROER
www.cad-schroer.com

Technical modifications reserved. © CAD Schroer GmbH 2011.
All rights reserved. All brands or product names are trademarks
or registered trademarks of their respective owners. 11/2011