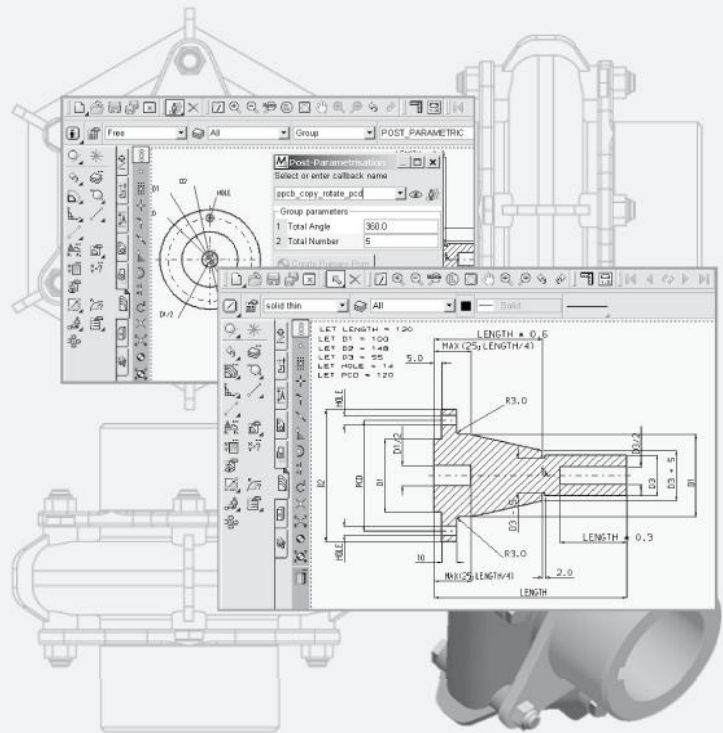



SHENO/PARAMETRICS

Variational Geometry



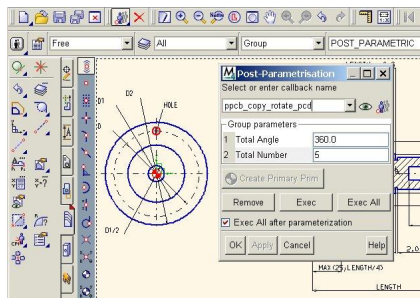
ADD-ON



STHENO/PARAMETRICS™

The Key to Design Process Automation

STHENO/PARAMETRICS is an add-on module for STHENO/PRO, which allows companies to achieve sophisticated, bespoke process automation. The STHENO/PARAMETRICS module offers extremely powerful parametrics (variational geometry) functionality, designed to achieve significant productivity and efficiency gains throughout your business and its supply chain by automating many manual design, simulation and testing processes.



The system can automatically carry out specific operations after parameterisation via PPCBs (Post Parameterisation Call-backs)

Product Overview

STHENO/PRO's parametric functionality lies at the very heart of its design automation capabilities. You can either create and control parametric 2D symbols or drawings interactively, or use STHENO's powerful programming tools to completely automate the process.

Creating Parametric Geometry

STHENO/PRO's familiar drafting tools allow you to easily create and dimension your geometry. Its parametric tool tray then provides access to all the additional functionality needed to parameterise your design. Use gridlines as a visual indicator of supported geometry, and a choice of static reference points to help set up your parameters.

Group lines delineate areas of geometry that will not be parameterised (non-dimensioned points inside a group box do not have to be fully constrained), and you can define how those parts behave.

Set up in-sheet parametric tables or command texts to create your variables, then save your parametric symbol or model files for use by other designers, who can be prompted to select or enter particular variables.

Using Parametric Geometry

On loading, STHENO/PRO automatically calculates and takes into account the geometric (tangential, angular, symmetric, collinear etc.) relationships between elements, meaning you can quickly create parts families, simulate 2D movements and displacement over time, check interferences, or validate design integrity.

STHENO/PARAMETRICS, often used in conjunction with STHENO's Bacis1 and Bacis2 programming languages, is deployed on projects throughout the globe, ultimately providing fully automated creation of designs and production variants.

Completely new in STHENO/PRO is the *option of post-parameterisation call-backs (PPCBs)*. Most parametric systems limit you to the standard functions available. With PPCBs, you can add pre and post callback software to the standard parametric call. The product is supplied with a number of example PPCB routines, which include actions such as creating multiple copies of an instance, or holes in a PCD. CAD Schroer's consultants can create customer-specific applications to further automate your design process, or you can create them yourself.



CAD Schroer GmbH (HQ Germany)
Fritz-Peters-Str. 26-30
47447 Moers
Tel. +49 (0)2841 9184-0
www.cad-schroer.de

CAD Schroer UK Ltd
Godwin House, Castle Park
Cambridge CB3 0RA
Tel. +44 (0)12234 460 408
www.cad-schroer.co.uk

CAD Schroer US, Inc.
34 Rand Place,
Pittsford, NY 14534
Tel. +1 866-SCHROER
www.cad-schroer.com

Technical modifications reserved. © CAD Schroer GmbH.
All rights reserved. All brands or product names are trademarks
or registered trademarks of their respective owners. 01/2012